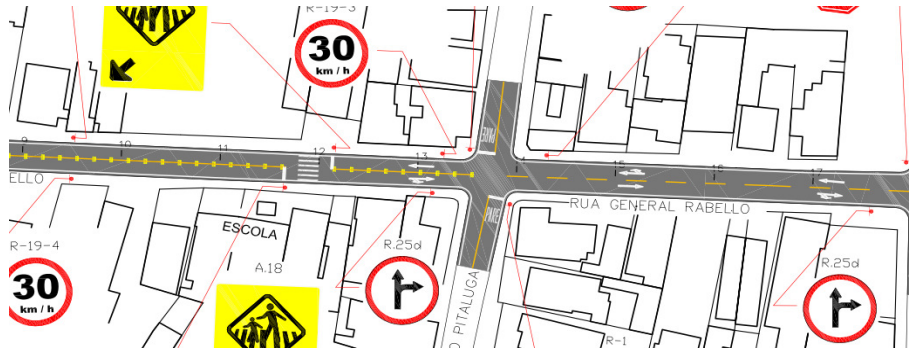


ANEXO 13 (c) –  
RELATÓRIO FOTOGRÁFICO ELABORADO  
PELA EQUIPE DE FISCALIZAÇÃO DA SECID  
ACERCA DAS INCONFORMIDADES  
CONSTATADAS NA EXECUÇÃO DO  
CONTRATO Nº 060/2012/SECOPA  
(PARTE 1)

# INCONFORMIDADES CONTRATO 060 / 2012

## RUA GENERAL RABELLO

### TRECHO:

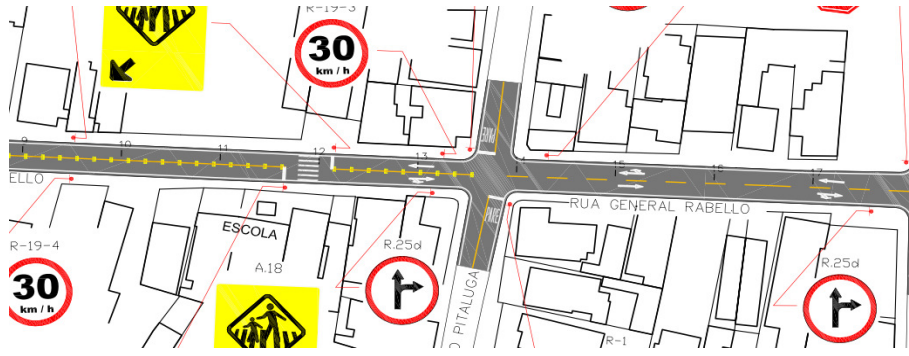





ITEM	ACHADO	FOTOGRAFIA
13	Segregação	A close-up photograph of the asphalt surface showing a clear boundary between two different shades of grey, indicating material segregation.
14	Trinca transversal	A close-up photograph of the asphalt surface showing a thin, dark crack running across the width of the road. Two red arrows point to the crack.
15	Trinca longitudinal	A close-up photograph of the asphalt surface showing a crack running parallel to the direction of traffic. A red oval highlights the crack.

# INCONFORMIDADES CONTRATO 060 / 2012

## RUA GENERAL RABELLO

### TRECHO:

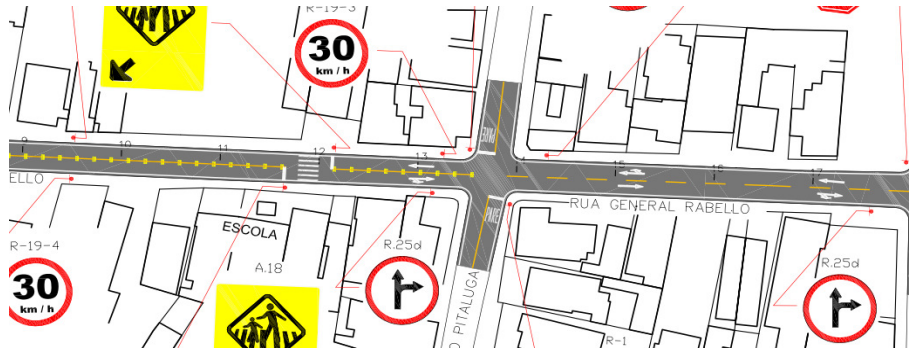


ITEM	ACHADO	FOTOGRAFIA
16	Trinca longitudinal	
17	Trinca transversal	
18	Trinca transversal	

# INCONFORMIDADES CONTRATO 060 / 2012

## RUA GENERAL RABELLO

### TRECHO:

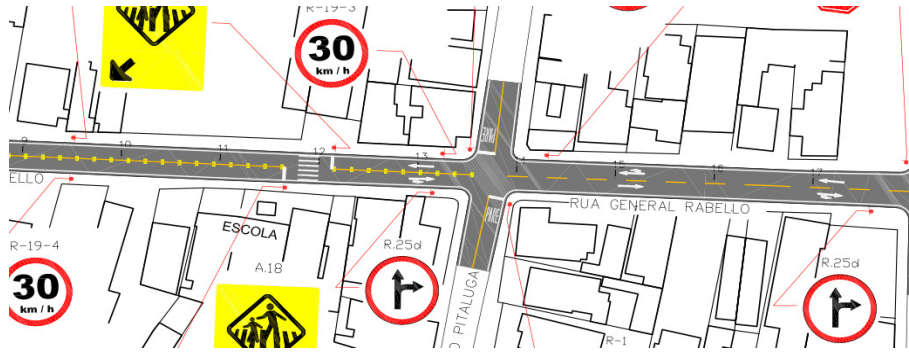




ITEM	ACHADO	FOTOGRAFIA
19	Segregação	A photograph of an asphalt road surface showing a circular area of segregation, where the surface material is uneven and lighter in color. A red circle highlights the affected area.
20	Afundamento de consolidação	A photograph of an asphalt road surface showing a circular area of consolidation depression, where the surface has sunk and is darker. A red circle highlights the affected area.
21	Fissura no pavimento asfáltico - trinca tipo "couro de jacaré"	A photograph of an asphalt road surface showing a circular area of alligator cracking, where the surface is cracked into a pattern resembling crocodile skin. A red circle highlights the affected area.

# INCONFORMIDADES CONTRATO 060 / 2012

## RUA GENERAL RABELLO

### TRECHO:

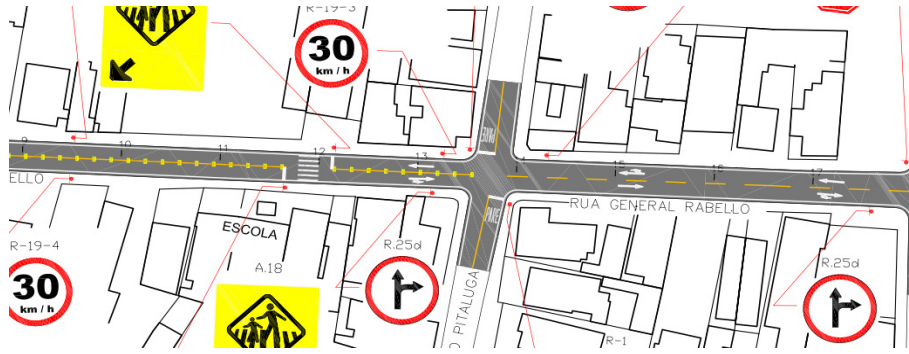


ITEM	ACHADO	FOTOGRAFIA
22	Fissura no pavimento asfáltico - trinca tipo "couro de jacaré"	
23	Remendo	
24	Ondulação ou corrugação	

# INCONFORMIDADES CONTRATO 060 / 2012

## RUA GENERAL RABELLO

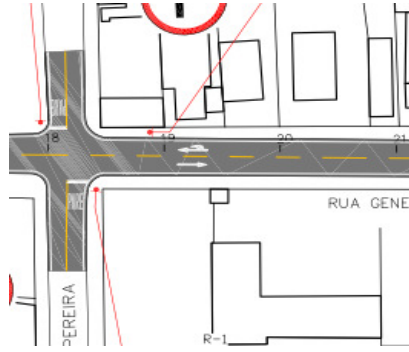
### TRECHO:



ITEM	ACHADO	FOTOGRAFIA
25	Trinca longitudinal	
26	Segregação	

# INCONFORMIDADES CONTRATO 060 / 2012

## AV. GENERAL RABELO



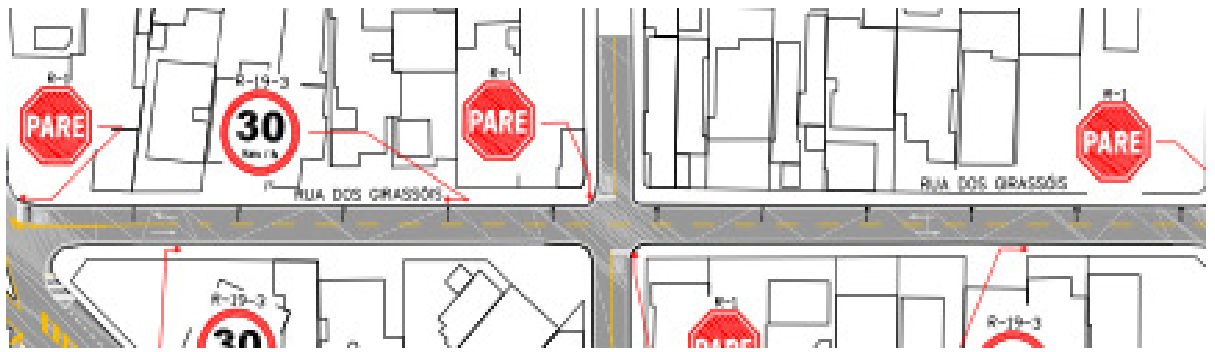
### TRECHO:

ITEM	ACHADO	FOTOGRAFIA
1	REMENDO MAL EXECUTADO	
2	AFUNDAMENTO	

# INCONFORMIDADES CONTRATO 060 / 2012

## RUA DOS GIRASSÓIS

TRECHO:

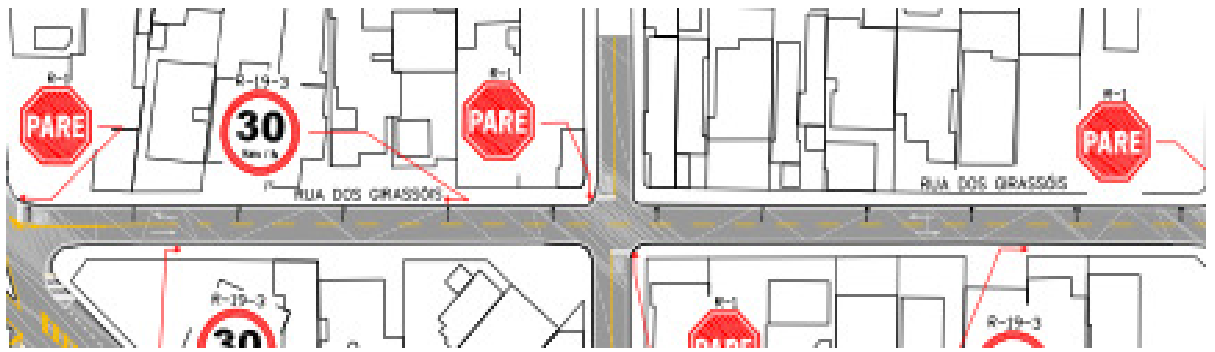


ITEM	ACHADO	FOTOGRAFIA
1	Trinca longitudinal e transversal	
2	Trinca longitudinal	
3	Trinca longitudinal	

# INCONFORMIDADES CONTRATO 060 / 2012

## RUA DOS GIRASSÓIS

TRECHO:

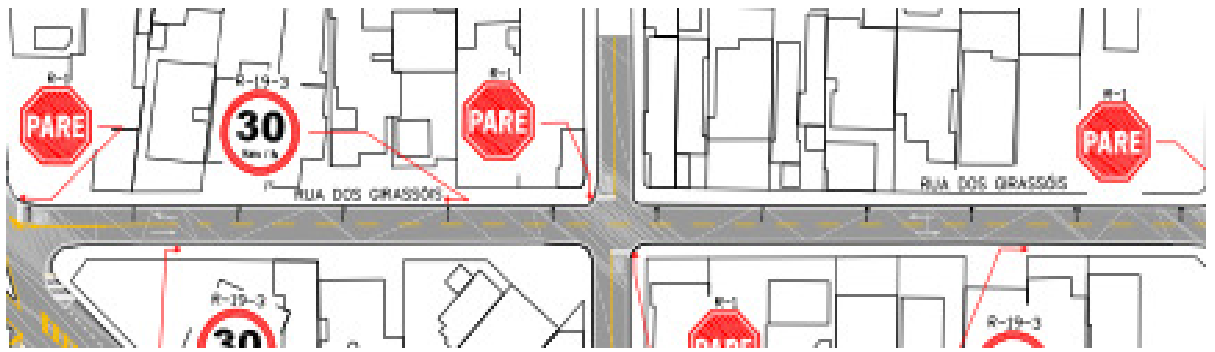


ITEM	ACHADO	FOTOGRAFIA
4	Trinca transversal	
5	Trinca longitudinal	
6	Trinca longitudinal	

# INCONFORMIDADES CONTRATO 060 / 2012

## RUA DOS GIRASSÓIS

TRECHO:

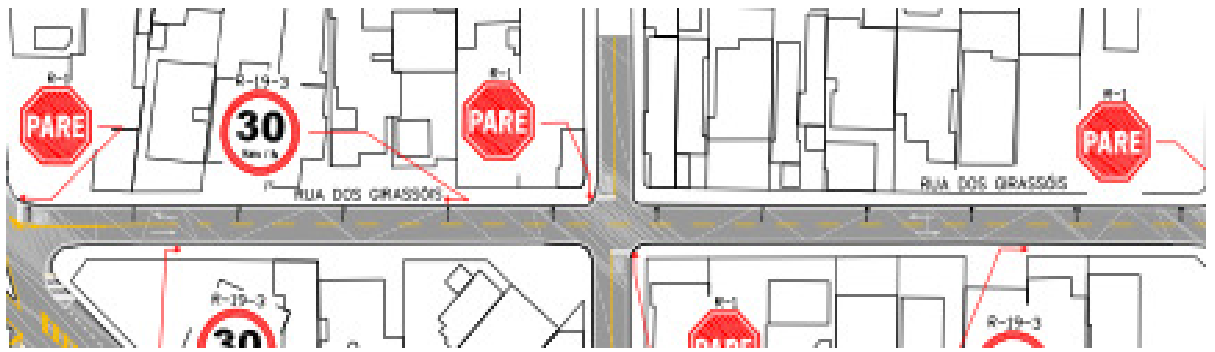


ITEM	ACHADO	FOTOGRAFIA
7	Trinca longitudinal	<p>A close-up photograph of a dark asphalt surface. A vertical crack runs through the center. A large red arrow with a yellow outline points to the crack.</p>
8	Trinca transversal	<p>A close-up photograph of a dark asphalt surface. A horizontal crack runs across the middle. A large red arrow with a yellow outline points to the crack.</p>
9	Trinca transversal	<p>A close-up photograph of a dark asphalt surface. A horizontal crack runs across the middle. The crack is circled with a yellow oval.</p>

# INCONFORMIDADES CONTRATO 060 / 2012

## RUA DOS GIRASSÓIS

TRECHO:

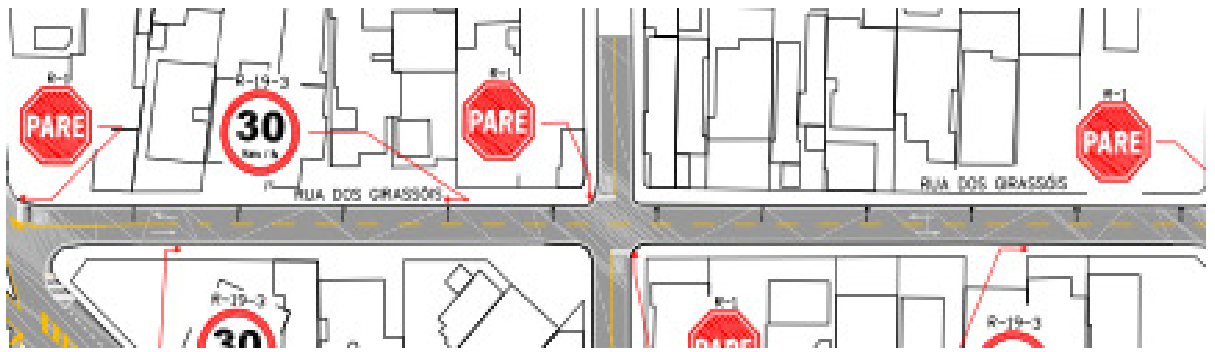





ITEM	ACHADO	FOTOGRAFIA
10	Trinca longitudinal	A photograph showing a longitudinal crack in the asphalt pavement. A large red arrow with a yellow outline points to the crack.
11	Trinca longitudinal	A close-up photograph of a longitudinal crack in the asphalt pavement. A large red arrow with a yellow outline points to the crack.
12	Trinca longitudinal	A photograph showing a longitudinal crack in the asphalt pavement. A large red arrow with a yellow outline points to the crack.

# INCONFORMIDADES CONTRATO 060 / 2012

## RUA DOS GIRASSÓIS

TRECHO:

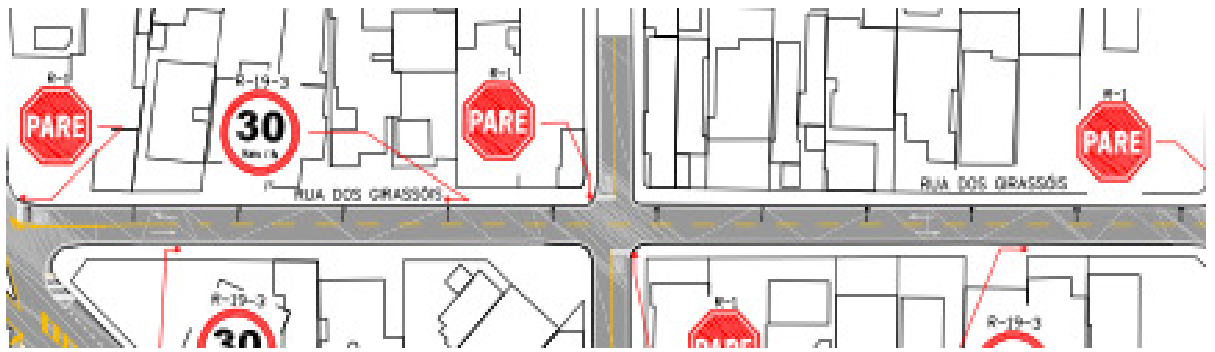





ITEM	ACHADO	FOTOGRAFIA
13	Trinca transversal	
14	Trinca transversal	
15	Trinca transversal	

# INCONFORMIDADES CONTRATO 060 / 2012

## RUA DOS GIRASSÓIS

TRECHO:

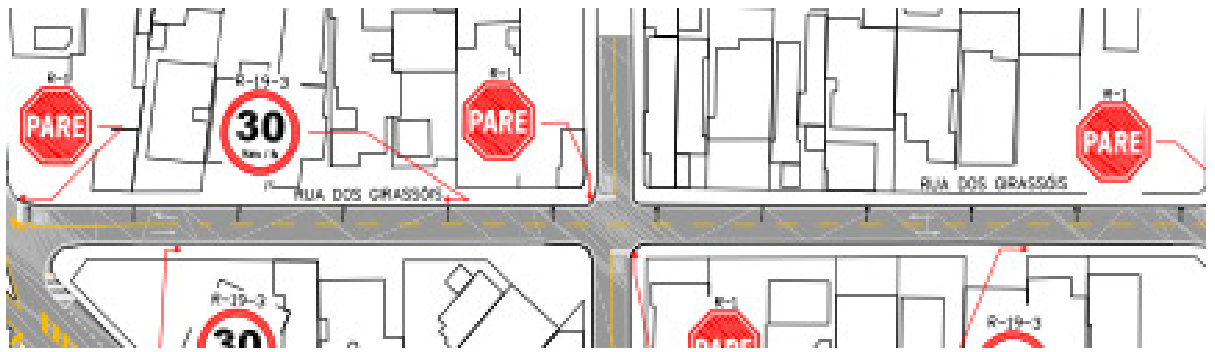


ITEM	ACHADO	FOTOGRAFIA
16	Trinca longitudinal	
17	Trinca longitudinal	
18	Trinca longitudinal	

# INCONFORMIDADES CONTRATO 060 / 2012

## RUA DOS GIRASSÓIS

TRECHO:

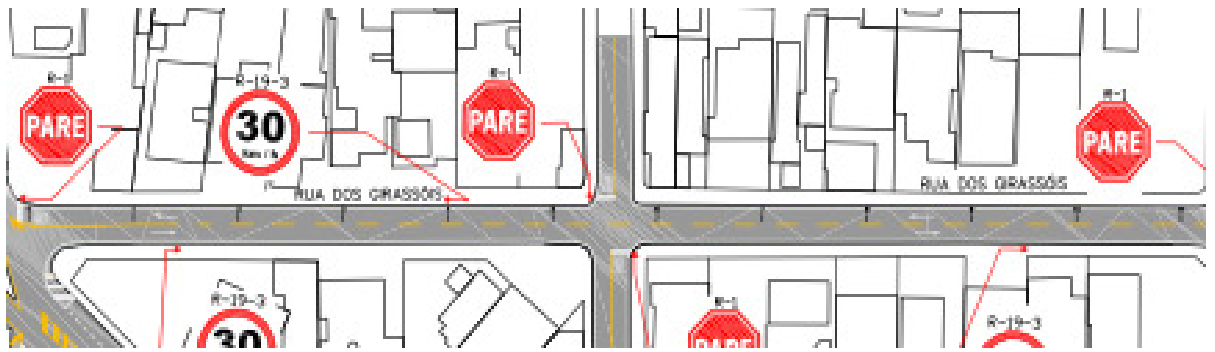



ITEM	ACHADO	FOTOGRAFIA
19	Trinca longitudinal	
20	Trinca longitudinal	
21	Trinca transversal	

# INCONFORMIDADES CONTRATO 060 / 2012

## RUA DOS GIRASSÓIS

TRECHO:

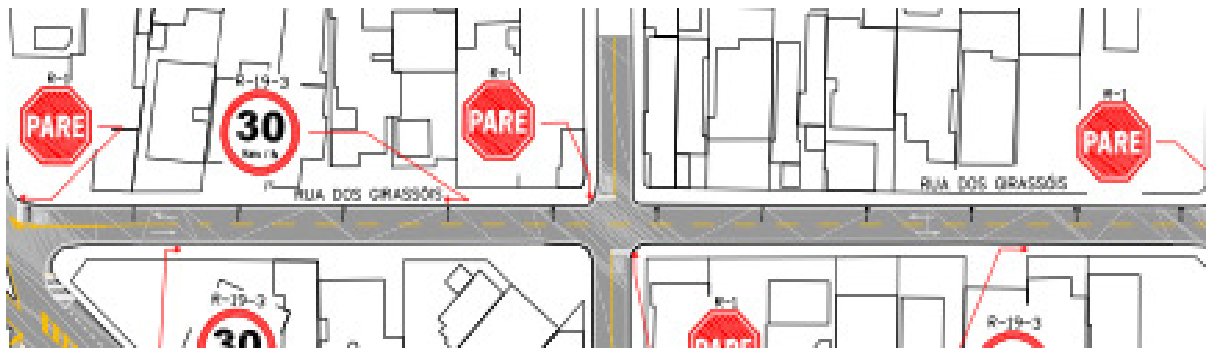




ITEM	ACHADO	FOTOGRAFIA
22	Trinca longitudinal e transversal	
23	Trinca longitudinal e transversal	
24	Trinca longitudinal	

# INCONFORMIDADES CONTRATO 060 / 2012

## RUA DOS GIRASSÓIS

TRECHO:

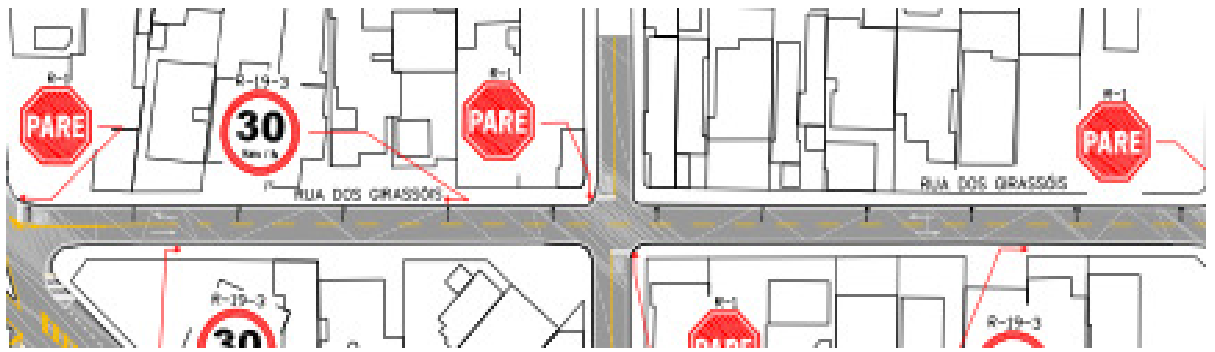





ITEM	ACHADO	FOTOGRAFIA
25	Remendo profundo	
26	Remendo profundo	
27	Remendo profundo	

# INCONFORMIDADES CONTRATO 060 / 2012

## RUA DOS GIRASSÓIS

TRECHO:

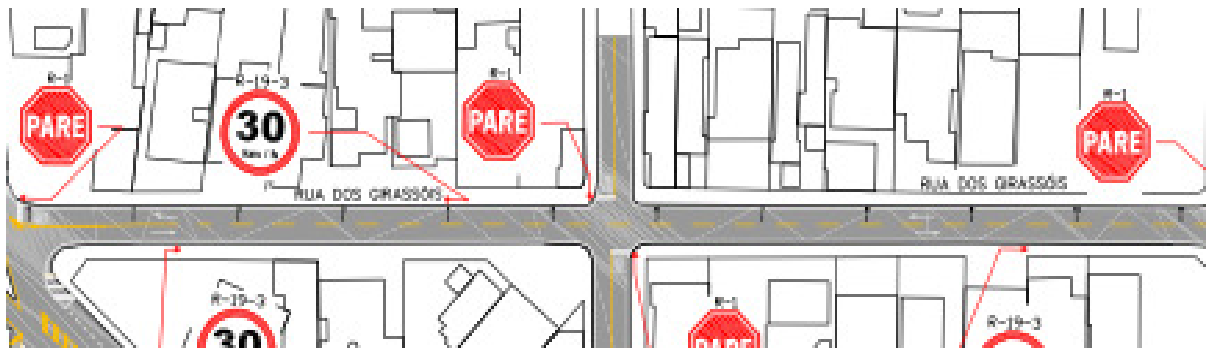


ITEM	ACHADO	FOTOGRAFIA
28	Trinca longitudinal	
29	Trinca transversal	
30	Trinca longitudinal	

# INCONFORMIDADES CONTRATO 060 / 2012

## RUA DOS GIRASSÓIS

TRECHO:

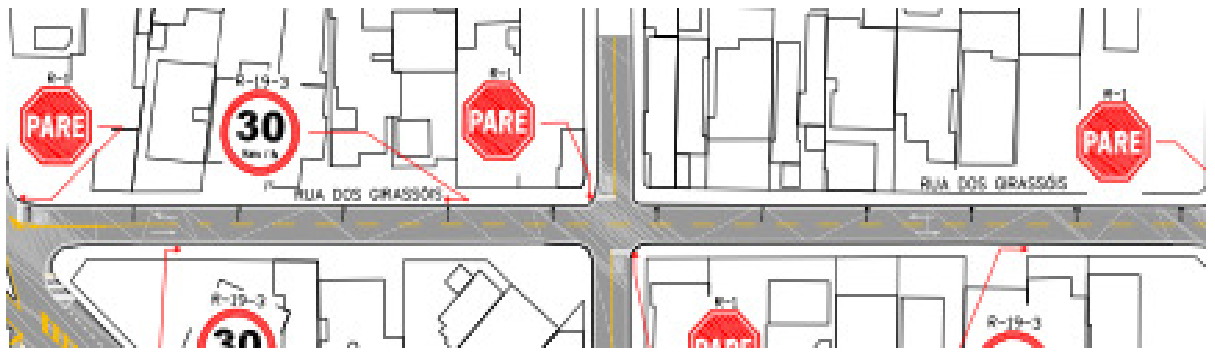


ITEM	ACHADO	FOTOGRAFIA
31	Trinca longitudinal	
32	Trinca longitudinal	
33	Trinca longitudinal	

# INCONFORMIDADES CONTRATO 060 / 2012

## RUA DOS GIRASSÓIS

TRECHO:

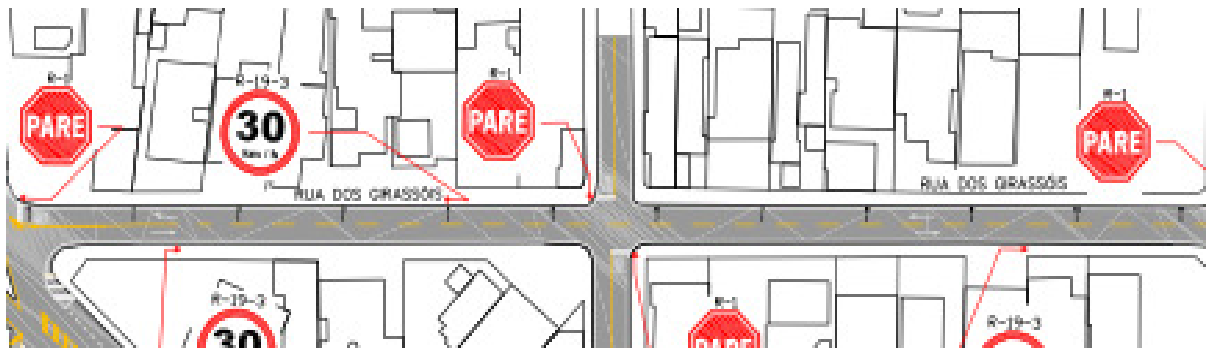


ITEM	ACHADO	FOTOGRAFIA
34	Panela ou buraco	A close-up photograph of the road surface showing a small, dark, irregular hole or pothole. The hole is circled with a yellow oval.
35	Trinca longitudinal	A close-up photograph of the road surface showing a long, narrow crack running parallel to the road's edge. A large red arrow with a yellow outline points to the crack.
36	Segregação	A close-up photograph of the road surface showing signs of segregation, such as uneven texture and discoloration of the asphalt.

# INCONFORMIDADES CONTRATO 060 / 2012

## RUA DOS GIRASSÓIS

TRECHO:

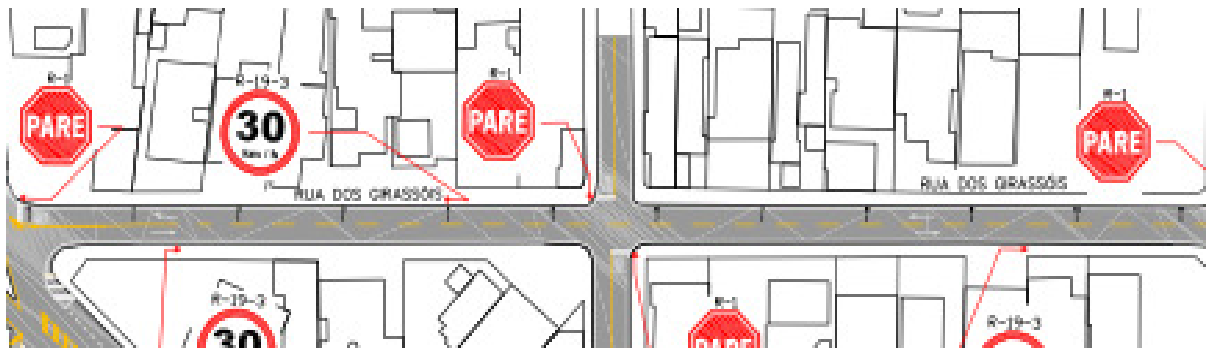





ITEM	ACHADO	FOTOGRAFIA
37	Segregação	A close-up photograph of the asphalt surface. The surface appears uneven and has a mottled, dark grey color, indicating segregation of the asphalt material.
38	Trinca longitudinal e transversal	A close-up photograph of the asphalt surface. A prominent longitudinal crack runs down the center of the frame. A transverse crack crosses it at an angle. Two yellow arrows point to these cracks.
39	Trinca longitudinal e transversal	A close-up photograph of the asphalt surface, similar to item 38. It shows a longitudinal crack and a transverse crack. Two yellow arrows point to these cracks.

# INCONFORMIDADES CONTRATO 060 / 2012

## RUA DOS GIRASSÓIS

TRECHO:

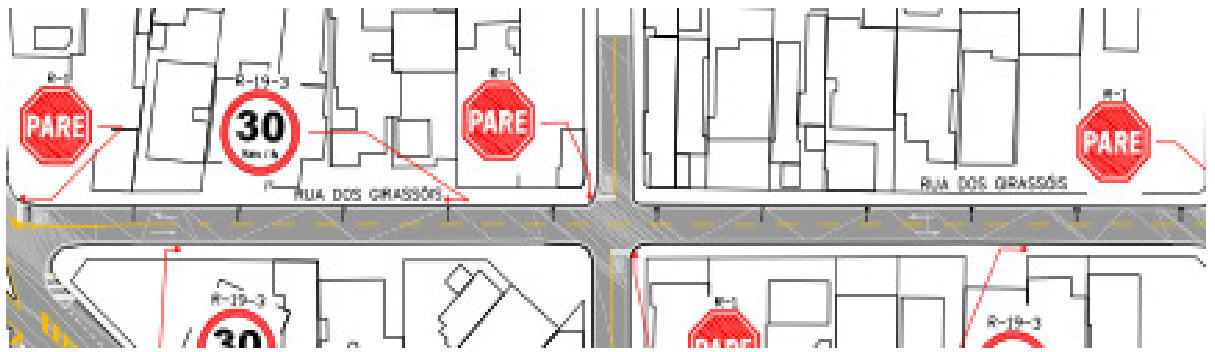





ITEM	ACHADO	FOTOGRAFIA
40	Segregação	 <p>A close-up photograph of the asphalt surface showing a dark, irregularly shaped area of segregation or pothole formation. Two small yellow arrows at the top point towards the affected area.</p>
41	Trinca longitudinal e transversal	 <p>A photograph showing a longitudinal crack in the asphalt. A transverse crack is also visible, intersecting the longitudinal one. Two yellow arrows point to these cracks.</p>
42	Trinca transversal	 <p>A close-up photograph of a transverse crack in the asphalt. A large red arrow points directly to the crack.</p>

# INCONFORMIDADES CONTRATO 060 / 2012

## RUA DOS GIRASSÓIS

TRECHO:

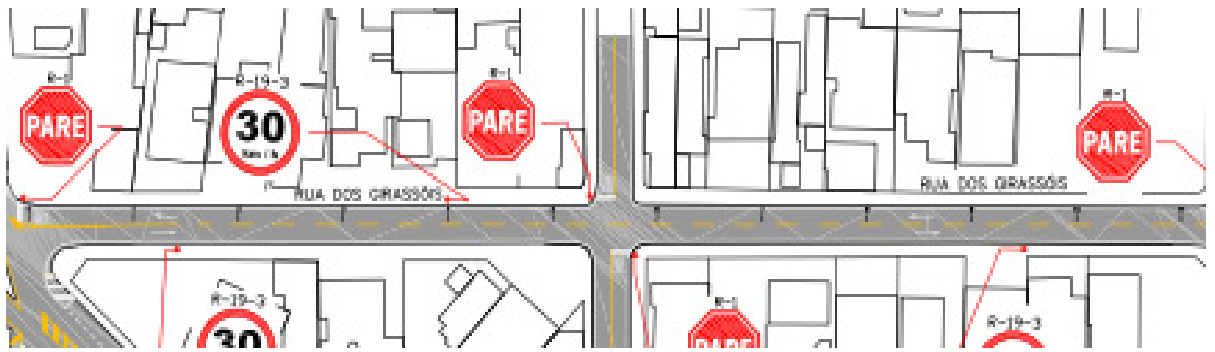


ITEM	ACHADO	FOTOGRAFIA
43	Trinca transversal	
44	Trinca longitudinal	
45	Trinca longitudinal	

# INCONFORMIDADES CONTRATO 060 / 2012

## RUA DOS GIRASSÓIS

TRECHO:



ITEM	ACHADO	FOTOGRAFIA
46	Trinca transversal	A close-up photograph of the asphalt pavement. A transverse crack is visible, running across the width of the road. The crack is highlighted with a yellow circle.